

NOK Standard Oil Seals

TC_{Type}, TB_{Type}

Nitrile rubber (NBR) oil seal



- When ordering, please indicate the NOK part number and the relevant dimensions.
- Check the Guide to Allowable Operating Conditions on pages E-6 and E-7 for relevant information on the seal selected before use.

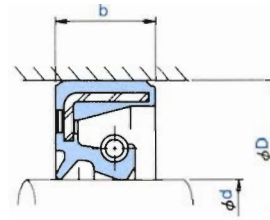
Lip Material	NOK A727: Shaft diameter class 150 mm or smaller NOK A941: Shaft diameter class 150 mm or larger
--------------	-----------------------------------------------------------------------------------------------------

TC Type, TB Type

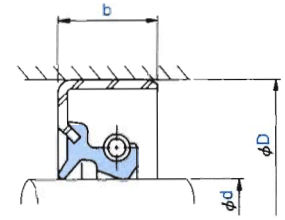
H

Material Nitrile (NBR)

● The sectional view on the right shows the typical profile of the seal type.



TC type



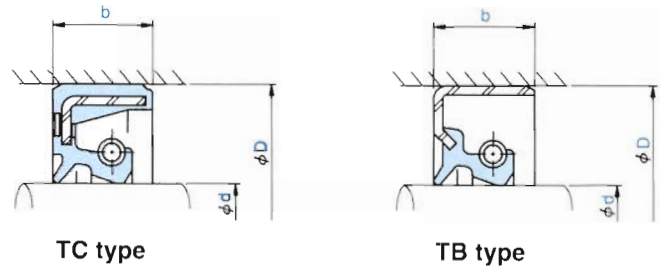
TB type

Dimensions			Part Number	Part Number
Shaft diameter d	Outside diameter D	Width b		
7	20	7	AE 0090 A0	—
8	22	7	AE 0158 A4	AD 0158 E0
8	25	8	AE 0164 E0	—
8	34	8	AE 0169 E0	—
9	22	7	AE 0205 A0	—
9	28	8	AE 0210 E0	—
10	20	7	AE 0260 J0	AD 0260 E1
10	25	7	AE 0279 A6	AD 0279 E0
10	28	8	AE 0285 E0	—
11	25	7	AE 0311 E0	AD 0311 E0
11	30	10	AE 0315 E0	—
12	22	7	AE 0371 E0	AD 0371 E0
12	23	8	AE 0375 E0	—
12	25	7	AE 0382 A0	AD 0382 E0
12	28	7	AE 0387 E0	—
12	30	9	AE 0393 E0	—
12	32	7	AE 0399 E1	—
13	25	7	AE 0473 F0	AD 0473 E0
13	28	7	AE 0478 A0	—
13	30	8	AE 0483 G0	—
14	25	7	AE 0519 E0	—
14	28	7	AE 0526 A0	AD 0526 E0
14	28	11	AE 0529 E0	—
14	32	9	AE 0536 E0	—
15	25	7	AE 0588 K1	AD 0588 G0
15	30	7	AE 0598 A0	AD 0598 G0
15	30	10	AE 0600 E0	—
15	32	9	AE 0604 E0	AD 0604 E0
15	35	7	AE 0610 F0	—
15	35	8	AE 0611 E1	—
16	26	7	AE 0678 F1	AD 0678 F0
16	28	7	AE 0685 G0	AD 0685 F0
16	30	7	AE 0687 A0	AD 0687 H0
16	35	9	AE 0698 E0	—
17	28	6	—	AD 0735 P0
17	30	7	AE 0743 E0	—
17	30	8	AE 0745 E8	AD 0745 E1
17	32	7	AE 0750 E0	—
17	32	8	AE 0751 H6	AD 0751 F0
17	35	7	AE 0759 E0	AD 0759 E0

TC Type, TB Type

Material Nitrile (NBR)

● The sectional view on the right shows the typical profile of the seal type.



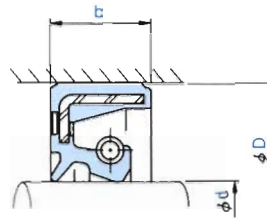
Shaft diameter <i>d</i>	Dimensions		Part Number	Part Number
	Outside diameter <i>D</i>	Width <i>b</i>		
17	35	8	AE 0760 H5	AD 0760 E1
17	35	10	AE 0761 F0	—
17	38	7	AE 0768 E0	AD 0768 E0
17	40	9	AE 0772 E1	—
18	30	8	AE 0817 E0	—
18	32	7	AE 0823 E0	AD 0823 E0
18	35	8	AE 0829 A0	AD 0829 F0
18	35	9	AE 0831 E0	—
18	38	7	AE 0838 E0	—
19	32	8	AE 0870 E0	—
19	35	7	AE 0874 E1	—
19	35	8	AE 0875 A0	AD 0875 E0
19	36	7	AE 0879 E0	—
19	38	7	AE 0880 E0	AD 0880 E0
19	38	10	AE 0881 E0	AD 0881 E0
20	30	7	AE 0984 H0	—
20	32	6	AE 0995 E0	—
20	32	8	AE 0997 E0	AD 0997 I1
20	34	7	AE 1003 E2	—
20	35	7	AE 1012 G0	AD 1012 F2
20	35	8	AE 1013 A4	AD 1013 E0
20	35	10	AE 1015 F0	AD 1015 F0
20	36	7	AE 1017 F0	AD 1017 E0
20	37	7	AE 1020 E1	—
20	37	9	AE 1022 E1	—
20	37	10	AE 6758 E0	—
20	38	7	AE 1024 F0	—
20	40	7	AE 1029 E0	AD 1029 F0
20	40	8	AE 1030 E1	—
20	40	9	AE 1031 E0	—
20	40	10	AE 1032 G0	AD 1032 F0
20	40	11	AE 1033 A0	AD 1033 F0
20	42	8	AE 1037 E0	—
20	44	12	AE 1042 E0	—
20	45	8	AE 1043 E1	—
20	45	12	AE 1045 E0	AD 1045 E0
21	38	8	AE 1089 E0	—
21	40	7	AE 1092 E2	—
22	35	8	AE 1127 E0	AD 1127 E0
22	38	8	AE 1133 E0	AD 1133 F1

TC Type, TB Type

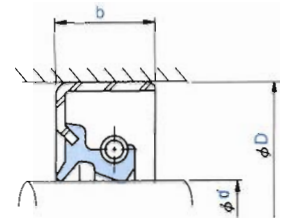
H

Material Nitrile (NBR)

● The sectional view on the right shows the typical profile of the seal type.



TC type



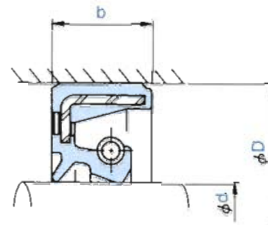
TB type

Dimensions			Part Number	Part Number
Shaft diameter d	Outside diameter D	Width b		
22	40	11	AE 1141 E0	—
22	42	7	AE 1145 E0	AD 1145 E0
22	42	10	AE 1147 E0	AD 1147 F0
22	42	11	AE 1148 A5	AD 1148 F0
23	42	11	AE 1224 A0	AD 1224 E4
24	38	8	AE 1252 E0	AD 1252 E0
24	38	10	AE 1255 E1	—
24	40	8	AE 1260 A0	AD 1260 E0
24	45	7	AE 1265 E3	—
24	45	10	AE 1266 E0	AD 1266 F0
25	35	6	AE 1292 G0	—
25	38	7	AE 1306 K0	AD 1306 H1
25	38	8	AE 1307 E1	AD 1307 E0
25	40	7	AE 1313 E2	AD 1313 E3
25	40	8	AE 1314 A0	AD 1314 F0
25	40	10	AE 1315 F0	—
25	42	8	AE 1322 F2	—
25	42	11	AE 1325 E0	—
25	45	7	AE 1334 E0	—
25	45	8	AE 1335 E0	AD 1335 E0
25	45	10	AE 1337 F0	AD 1337 G0
25	45	11	AE 1338 A0	AD 1338 E2
25	45	12	AE 1339 E0	—
25	46	7	AE 1344 E0	—
25	47	7	AE 1350 E1	—
25	47	8	AE 1351 E2	AD 1351 E1
25	48	7	AE 1356 E0	AD 1356 E0
25	49	12	AE 1358 E0	—
25	50	12	AE 1363 E0	—
25	50	14	—	AD 1364 E0
25	52	10	AE 1377 F0	—
26	38	7	AE 1463 E0	—
26	40	7	AE 1467 E0	AD 1467 E0
26	40	8	—	AD 1468 E0
26	40	9	—	AD 1469 E0
26	42	8	AE 1474 A0	AD 1474 E0
26	48	11	AE 1481 E0	AD 1481 E0
26	52	8	AE 1484 E1	—
27	42	7	AE 1510 E0	—
27	47	11	AE 1518 A0	AD 1518 H0

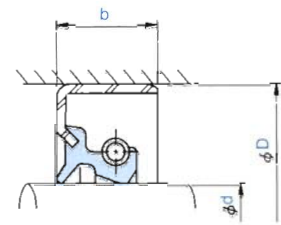
TC Type, TB Type

Material Nitrile (NBR)

● The sectional view on the right shows the typical profile of the seal type.



TC type



TB type

Dimensions			Part Number	Part Number
Shaft diameter <i>d</i>	Outside diameter <i>D</i>	Width <i>b</i>		
28	40	8	AE 1538 E5	AD 1538 E0
28	42	7	AE 1543 E1	—
28	42	8	AE 1544 F0	—
28	44	8	AE 1545 F0	AD 1545 E0
28	44	11	AE 1546 E0	AD 1546 E0
28	45	8	AE 1550 F4	AD 1550 F0
28	45	11	AE 1553 F0	—
28	47	7	AE 1557 E1	—
28	47	8	AE 1558 F0	—
28	48	8	AE 1562 F1	AD 1562 E0
28	48	11	AE 1563 A0	AD 1563 E0
29	45	9	AE 1630 E0	—
30	42	8	AE 1666 F0	AD 1666 E0
30	44	7	—	AD 1671 G0
30	45	8	AE 1679 A0	AD 1679 G0
30	45	11	AE 1681 E1	AD 1681 E0
30	46	7	AE 1688 E0	—
30	46	9	AE 1689 E1	—
30	46	10	AE 1690 E0	—
30	47	8	AE 1692 E1	—
30	47	10	AE 1693 E1	—
30	48	7	AE 1699 E1	AD 1699 E0
30	48	8	AE 1700 E0	—
30	48	11	AE 1702 E0	—
30	50	7	AE 1704 E0	—
30	50	8	AE 1705 G0	AD 1705 E0
30	50	11	AE 1709 A0	AD 1709 E0
30	50	13	AE 1712 E0	—
30	52	8	AE 1720 E0	AD 1720 E0
30	52	11	AE 1723 F0	AD 1723 E0
30	52	12	AE 1724 E0	—
30	55	12	AE 1736 E1	—
30	55	14	AE 1738 E0	—
31	45	9	AE 1794 E0	—
32	45	8	—	AD 1880 E0
32	48	8	AE 1894 G0	AD 1894 E0
32	52	8	AE 1902 E0	AD 1902 E1
32	52	11	AE 1904 A0	AD 1904 F0
32	54	10	AE 1910 E0	—
33	44	8	—	AD 1929 F1

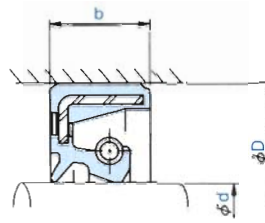


TC Type, TB Type

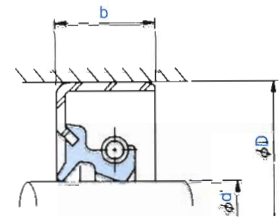
H

Material Nitrile (NBR)

● The sectional view on the right shows the typical profile of the seal type.



TC type



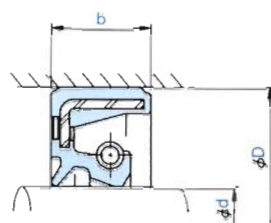
TB type

Dimensions			Part Number	Part Number
Shaft diameter d	Outside diameter D	Width b		
33	50	11	AE 1935 E1	—
34	52	11	AE 1975 E0	—
34	54	11	AE 1978 A0	AD 1978 E0
35	48	8	AE 2048 K0	AD 2048 F0
35	50	7	AE 2056 E0	—
35	50	8	AE 2057 A0	AD 2057 G2
35	50	12	AE 2061 E0	—
35	52	7	AE 2066 E0	AD 2066 E0
35	52	8	AE 2067 E1	—
35	52	9	AE 2068 E0	—
35	52	11	AE 2071 F0	AD 2071 E1
35	52	12	AE 2072 E0	AD 2072 E0
35	55	8	AE 2081 E0	AD 2081 F0
35	55	9	AE 2083 E1	AD 2083 E0
35	55	10	AE 2084 E0	—
35	55	11	AE 2085 A0	AD 2085 G0
35	55	12	AE 2086 E1	—
35	60	12	AE 2107 E1	AD 2107 E0
35	60	14	AE 2108 E0	AD 2108 F0
35	62	12	AE 2121 F1	—
36	58	12	AE 2170 E0	—
37	53	7	AE 2196 E0	—
38	50	8	AE 2218 E0	—
38	55	8	AE 2230 E0	AD 2230 I0
38	55	9	AE 2231 F0	AD 2231 E0
38	58	7	AE 2238 E0	—
38	58	8	AE 2239 E0	AD 2239 E0
38	58	11	AE 2240 A0	AD 2240 I0
38	58	13	AE 2242 E0	—
38	60	11	AE 2245 E0	—
38	62	9	AE 2249 E0	—
38	62	11	AE 2250 E0	—
40	52	8	AE 2343 E0	AD 2343 E0
40	55	8	AE 2359 H0	AD 2359 G0
40	55	9	AE 2361 E0	—
40	56	10	AE 2366 E0	—
40	58	8	AE 2369 A0	AD 2369 F0
40	58	12	AE 2372 E0	—
40	60	12	AE 2379 E0	AD 2379 E0
40	62	8	AE 2386 H1	AD 2386 E0

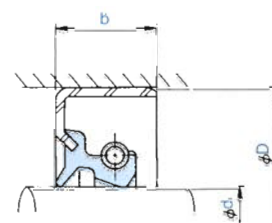
TC Type, TB Type

Material Nitrile (NBR)

● The sectional view on the right shows the typical profile of the seal type.



TC type



TB type

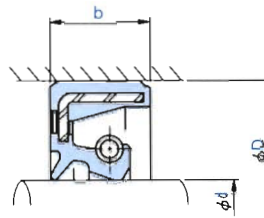
Dimensions			Part Number	Part Number
Shaft diameter d	Outside diameter D	Width b		
40	62	11	AE 2388 A0	AD 2388 E0
40	62	12	AE 2390 K0	AD 2390 I0
40	63	7	AE 2396 F0	—
40	65	10	AE 2402 E0	—
40	65	12	AE 2403 F0	AD 2403 E0
40	65	14	AE 2405 E1	AD 2405 E0
40	68	11	—	AD 7424 E0
42	55	9	AE 2483 E0	—
42	60	9	AE 2493 E0	AD 2493 E0
42	65	9	AE 2504 F0	AD 2504 E0
42	65	12	AE 2507 A0	AD 2507 I0
44	60	9	AE 2557 E2	—
44	62	10	AE 2560 E0	—
45	60	9	AE 2643 E1	AD 2643 G0
45	62	9	AE 2651 A0	AD 2651 G0
45	62	12	—	AD 2653 E0
45	68	9	A E2666 E0	AD 2666 G1
45	68	12	AE 2668 A0	AD 2668 G0
45	68	14	AE 2670 E0	—
45	70	12	AE 2676 E0	AD 2676 E0
45	70	14	AE 2677 E0	AD 2677 E0
45	72	12	AE 2685 H0	AD 2685 E0
46	64	11	AE 2716 E0	—
48	62	9	AE 2775 E0	—
48	65	9	AE 2780 F0	AD 2780 G0
48	70	9	AE 2788 H1	AD 2788 E0
48	70	12	AE 2791 A0	AD 2791 E0
48	70	14	AE 2793 E0	—
49	70	11	AE 2808 E0	—
50	65	9	—	AD 2838 F0
50	68	9	AE 2847 A0	AD 2847 F0
50	68	10	AE 2848 G0	—
50	70	10	AE 2854 E0	AD 2854 F0
50	70	11	AE 2856 E0	—
50	70	12	AE 2857 E0	—
50	72	9	AE 2861 E1	AD 2861 E2
50	72	10	AE 2862 E1	AD 2862 E0
50	72	12	AE 2864 A0	AD 2864 G0
50	72	14	—	AD 2867 F0
50	80	12	AE 2887 E0	—

TC Type, TB Type

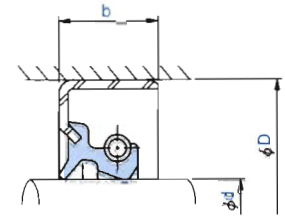
H

Material Nitrile (NBR)

● The sectional view on the right shows the typical profile of the seal type.



TC type



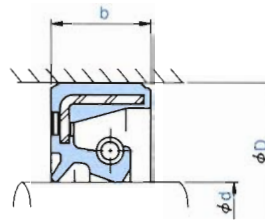
TB type

Dimensions			Part Number	Part Number
Shaft diameter d	Outside diameter D	Width b		
50	80	14	AE 2888 E0	AD 2888 F0
52	70	9	AE 2959 H1	AD 2959 F0
52	75	9	AE 2965 F1	—
52	75	12	AE 2967 A0	AD 2967 E0
52	75	14	AE 2969 E0	—
52	78	12	AE 2972 E0	—
54	70	9	AE 3010 E0	—
55	72	9	AE 3040 A0	AD 3040 F0
55	72	12	AE 3042 E2	AD 3042 E0
55	75	9	AE 3045 E0	—
55	78	9	—	AD 3053 E0
55	78	12	AE 3055 A0	AD 3055 H0
55	78	14	AE 3056 E0	—
55	79	13	AE 3059 E0	—
55	80	10	AE 3061 E0	—
55	80	12	AE 3062 E1	AD 3062 E0
55	85	14	AE 3072 F0	AD 3072 E0
56	72	9	AE 3092 E2	AD 3092 E0
56	78	9	AE 3093 E0	—
56	78	12	AE 3094 E0	AD 3094 E0
58	75	9	AE 3148 F1	—
58	80	9	AE 3152 E0	AD 3152 E0
58	80	12	AE 3154 A6	AD 3154 F0
58	90	11	AE 3159 E0	—
60	75	9	AE 3193 F0	AD 3193 F0
60	78	9	AE 3204 E0	AD 3204 F0
60	80	12	AE 3213 E5	AD 3213 F0
60	80	13	AE 3215 E0	—
60	82	9	AE 3220 E0	AD 3220 E0
60	82	12	AE 3222 A0	AD 3222 I0
60	82	14	AE 3224 E0	AD 3224 E0
60	85	12	AE 3234 F2	—
60	90	11	AE 3241 E1	—
60	90	13	AE 3243 E0	—
60	90	14	AE 3244 E0	AD 3244 E0
62	80	9	AE 3290 E3	AD 3290 E0
62	85	9	AE 3295 E0	AD 3295 E0
62	85	12	AE 3297 A0	AD 3297 F4
63	80	9	AE 3316 F0	AD 3316 E0
63	85	12	AE 3321 E0	AD 3321 E2

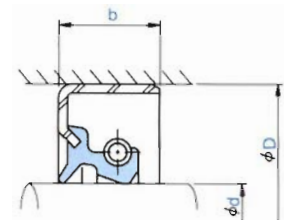
TC Type, TB Type

Material Nitrile (NBR)

● The sectional view on the right shows the typical profile of the seal type.



TC type



TB type

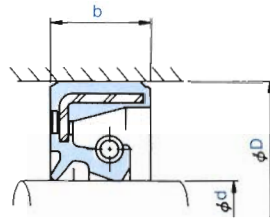
Dimensions			Part Number	Part Number
Shaft diameter d	Outside diameter D	Width b		
65	88	12	AE 3400 A0	AD 3400 I0
65	88	14	AE 3402 E0	AD 3402 E0
65	90	13	AE 3409 A0	AD 3409 J0
65	95	14	AE 3414 F1	—
65	95	16	—	AD 3415 E0
68	90	12	AE 3459 A5	AD 3459 H0
68	95	13	AE 3463 F0	AD 3463 E9
70	88	12	AE 3505 F3	AD 3505 H0
70	90	12	AE 3513 E0	—
70	92	12	AE 3519 A0	AD 3519 K0
70	92	14	AE 3521 E0	AD 3521 G0
70	95	13	AE 3527 E0	AD 3527 H0
70	100	13	AE 8520 E2	—
70	100	14	—	AD 3532 E0
71	95	13	AE 3549 E0	AD 3549 E0
72	94	10	—	BD 1423 E1
75	95	13	AE 3611 E0	—
75	100	13	AE 3618 A0	AD 3618 I0
75	105	15	—	AD 3631 F0
75	110	13	—	AD 3636 E0
78	100	13	—	AD 3694 E0
80	100	12	AE 3733 E0	—
80	100	13	AE 3734 E0	—
80	105	13	AE 3744 A0	AD 3744 J0
80	105	15	AE 3746 F0	AD 3746 E0
80	115	15	AE 3761 E0	AD 3761 E1
85	110	13	AE 3842 A0	AD 3842 I0
85	110	15	AE 3844 E0	AD 3844 F0
85	115	15	AE 3852 E0	AD 3852 E0
85	120	15	AE 3855 E0	AD 3855 E0
90	110	13	—	AD 3921 E0
90	115	13	AE 3932 A9	AD 3932 J0
90	115	15	AE 3934 E0	—
90	120	13	AE 3938 E0	—
90	120	15	AE 3939 E0	—
90	125	15	AE 3944 F0	AD 3944 E0
90	125	17	AE 3945 E0	AD 3945 E0
90	135	15	AE 3951 E0	—
95	115	13	AE 3984 E0	—
95	120	13	AE 3994 A0	AD 3994 G0

TC Type, TB Type

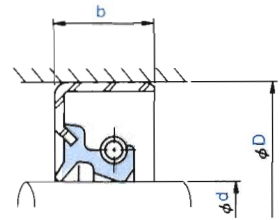
H

Material Nitrile (NBR)

● The sectional view on the right shows the typical profile of the seal type.



TC type



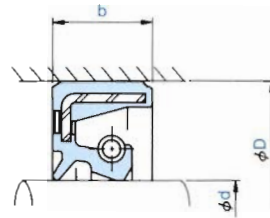
TB type

Shaft diameter d	Dimensions		Part Number	Part Number
	Outside diameter D	Width b		
95	120	15	AE 3995 E0	—
95	130	15	AE 4007 E0	AD 4007 E3
95	130	17	—	AD 4008 E0
100	114	12	—	AD 7700 E0
100	125	13	AE 4063 F0	AD 4063 A0
100	125	15	AE 4065 E0	AD 4065 F0
100	130	13	—	AD 4073 E1
100	135	15	AE 4079 E0	AD 4079 E0
100	135	17	—	AD 4081 E0
105	135	14	AE 4153 E0	AD 4153 A0
105	135	16	—	AD 4154 E0
105	140	15	AE 4161 E0	—
110	140	14	AE 4212 H7	AD 4212 A0
110	140	16	—	AD 4214 E0
110	145	15	AE 4221 E0	AD 4221 E0
110	145	17	—	AD 4222 E0
112	145	14	AE 4237 E0	AD 4237 E0
115	140	15	AE 4279 E0	—
115	145	14	AE 4282 E0	AD 4282 A0
115	145	16	—	AD 4284 E0
115	150	16	—	AD 4292 E0
120	150	14	AE 4346 H0	AD 4346 A0
120	150	16	—	AD 4349 F0
120	155	16	AE 4355 E0	AD 4355 E0
120	155	18	—	AD 4356 E0
125	155	14	AE 4399 F0	AD 4399 A0
125	155	16	AE 4400 F0	AD 4400 F0
125	160	16	—	AD 4404 E0
125	160	18	—	AD 4405 E0
130	160	14	AE 4451 F0	AD 4451 A0
130	160	16	—	AD 4453 E0
135	160	14	—	AD 4494 E0
135	165	14	AE 4498 E2	AD 4498 A0
135	175	16	—	AD 4506 E0
140	160	14	AE 4535 G0	—
140	170	14	AE 4542 E0	AD 4542 A0
140	180	16	—	AD 4555 E0
140	185	16	AE 4558 E0	—
145	175	14	AE 4581 E0	AD 4581 A0
145	175	16	—	AD 4582 E0
145	176	14	—	AD 4584 E0

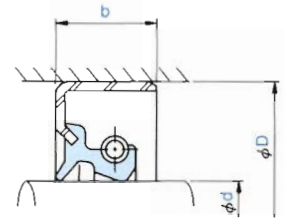
TC Type, TB Type

Material Nitrile (NBR)

● The sectional view on the right shows the typical profile of the seal type.



TC type



TB type

H

Shaft diameter <i>d</i>	Dimensions		Part Number	Part Number
	Outside diameter <i>D</i>	Width <i>b</i>		
145	190	16	AE 4588 E0	—
150	180	14	AE 4624 F6	AD 4624 A0
150	180	16	AE 4626 F0	AD 4626 E0
155	180	15	AE 4666 E0	—
155	200	20	AE 4678 E0	AD 4678 F0
160	190	15	AE 4712 E1	—
160	190	16	—	AD 4713 A4
160	196	20	—	AD 4718 E0
170	200	16	AE 4795 E0	AD 4795 A0
170	205	16	AE 4800 E0	—
170	225	20	—	AD 4815 F1
180	210	16	AE 4898 E5	AD 4898 A9
180	215	18	—	AD 4905 E0
185	210	15	AE 4943 E1	—
190	225	16	AE 4983 P2	AD 4983 A9
200	230	15	AE 5053 E2	—
200	235	18	—	AD 5061 X4
200	240	17	—	AD 5066 X0
200	240	20	AE 5068 E2	AD 5068 A8
210	250	16	—	AD 5138 E0
210	250	20	—	AD 5140 A5
220	250	16	AE 5205 E1	—
220	255	18	AE 5208 G3	—
220	260	22	—	AD 5216 A9
220	275	23	AE 5224 E0	—
220	275	26	—	AD 5225 E0
230	260	20	—	AD 5283 A0
230	270	16	AE 5289 E0	—
230	270	20	AE 5290 E0	—
240	270	20	AE 5341 E0	—
240	275	16	AE 5346 E0	—
240	275	18	—	AD 5347 X3
240	280	19	—	AD 5351 A6
250	285	18	—	AD 5404 E0
250	310	25	—	AD 5412 A0
260	320	25	—	AD 5471 A0
270	330	25	—	AD 5523 A0
280	320	22	—	AD 5562 E3
280	340	28	—	AD 5572 A0
290	350	25	—	AD 5597 A0
300	360	25	—	AD 5640 A6

NOK Standard Oil Seals

TC_{Type}, TB_{Type}

Acrylic rubber (ACM) oil seal



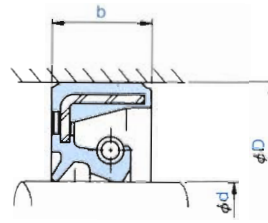
- When ordering, please indicate the NOK part number and the relevant dimensions.
- Check the Guide to Allowable Operating Conditions on pages E-6 and E-7 for relevant information on the seal selected before use.

Lip Material	NOK T303
--------------	----------

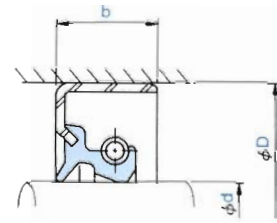
TC Type, TB Type

Material Acrylic (ACM)

● The sectional view on the right shows the typical profile of the seal type.




TC type



TB type

Dimensions			Part Number	Part Number
Shaft diameter <i>d</i>	Outside diameter <i>D</i>	Width <i>b</i>		
9	22	7	AE 0205 E0	—
12	22	7	AE 0371 L0	—
15	30	7	AE 0598 A1	—
16	30	7	AE 0687 A1	—
18	35	8	—	AD 0829 E0
20	35	7	AE 1012 J0	AD 1012 G0
20	35	8	AE 1013 E0	—
22	38	8	AE 1133 F0	—
22	40	9	AE 1139 E0	—
22	42	10	—	AD 1147 G0
24	40	8	AE 1260 A1	—
25	40	8	AE 1314 A1	AD 1314 E0
25	45	10	—	AD 1337 H0
26	42	8	AE 1474 A1	—
28	45	8	AE 1550 E0	—
28	48	11	—	AD 1563 F0
30	45	8	AE 1679 A1	AD 1679 F0
30	50	8	AE 1705 F0	—
30	50	11	—	AD 1709 F0
32	50	10	AE 1896 E0	—
32	52	8	AE 1902 G0	—
32	52	11	AE 1904 A1	—
35	50	8	AE 2057 H0	AD 2057 F0
35	55	11	AE 2085 A1	AD 2085 F0
38	55	8	AE 2230 H0	—
38	58	11	AE 2240 A1	—
40	58	8	AE 2369 A1	—
40	62	11	AE 2388 A1	AD 2388 P0
40	64	12	AE 2398 E0	—
42	60	9	AE 2493 F0	—
42	65	12	AE 2507 A1	—
45	62	9	AE 2651 A1	AD 2651 F0
45	68	12	AE 2668 A1	AD 2668 I0
48	70	12	AE 2791 A1	—
50	68	9	AE 2847 A7	—
50	72	12	AE 2864 A1	AD 2864 H0
52	75	12	AE 2967 A1	—
55	72	9	AE 3040 A1	—
55	78	12	AE 3055 A1	AD 3055 I0
55	80	12	—	AD 3062 F0

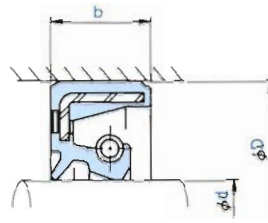


TC Type, TB Type

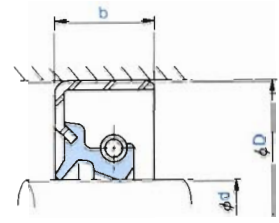
H

Material Acrylic (ACM)

● The sectional view on the right shows the typical profile of the seal type.



TC type



TB type

Dimensions			Part Number	Part Number
Shaft diameter d	Outside diameter D	Width b		
58	80	12	AE 3154 A7	—
60	82	12	AE 3222 A1	AD 3222 S0
60	85	12	AE 3234 E0	—
62	85	12	AE 3297 A1	AD 3297 E0
65	88	12	AE 3400 A1	AD 3400 K0
65	90	13	AE 3409 A1	AD 3409 H0
68	90	12	AE 3459 A1	AD 3459 E0
70	92	12	AE 3519 A1	AD 3519 G0
70	95	13	AE 3527 A1	AD 3527 G1
75	100	13	AE 3618 A1	AD 3618 J0
80	100	13	AE 3734 F0	—
80	105	13	AE 3744 A1	AD 3744 H0
85	110	13	AE 3842 A1	AD 3842 H1
90	115	13	AE 3932 A1	AD 3932 I1
90	125	17	—	AD 3945 F0
95	120	13	AE 3994 A1	AD 3994 J0
100	125	13	AE 4063 G0	AD 4063 A1
105	135	14	—	AD 4153 A1
110	140	14	AE 4212 F1	AD 4212 A1
115	145	14	—	AD 4282 G0
120	150	14	—	AD 4346 A1
125	155	14	—	AD 4399 A5
130	160	14	—	AD 4451 A1
135	165	14	—	AD 4498 A1
140	170	14	—	AD 4542 A1
145	175	14	—	AD 4581 A1
150	180	14	—	AD 4624 A1
170	200	16	—	AD 4795 E0
170	225	16	—	AD 4814 X0
180	210	16	—	AD 4898 E1
200	235	18	—	AD 5061 X0
210	265	25	—	AD 5147 E2
240	275	18	—	AD 5347 X0

NOK Standard Oil Seals

TC_{Type}, TB_{Type}

Silicone rubber (VMQ) oil seal



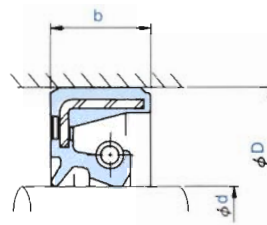
- When ordering, please indicate the NOK part number and the relevant dimensions.
- Check the Guide to Allowable Operating Conditions on pages E-6 and E-7 for relevant information on the seal selected before use.

Lip Material	NOK S728
--------------	----------

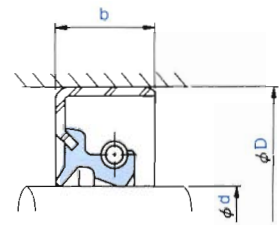
TC Type, TB Type

Material Silicone (VMQ)

● The sectional view on the right shows the typical profile of the seal type.



TC type



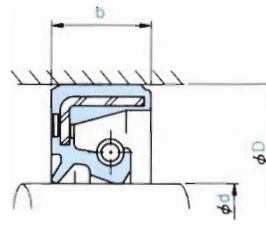
TB type

Shaft diameter d	Dimensions		Part Number	Part Number
	Outside diameter D	Width b		
8	22	7	AE 0158 A2	—
10	25	7	AE 0279 A2	—
12	25	7	AE 0382 A2	—
16	30	7	AE 0687 A7	AD 0687 F1
17	32	8	—	AD 0751 E0
17	35	8	AE 0760 A2	—
18	35	8	AE 0829 A2	—
20	35	8	AE 1013 A2	—
20	36	7	AE 1017 G1	—
22	42	11	AE 1148 A2	—
25	40	8	AE 1314 A8	—
25	45	11	AE 1338 A2	—
28	48	11	AE 1563 A2	—
30	45	8	AE 1679 A4	—
30	50	11	AE 1709 A2	—
32	52	11	AE 1904 A7	—
35	50	8	AE 2057 F1	—
35	55	11	AE 2085 Q2	AD 2085 N1
38	58	11	AE 2240 A7	—
40	58	8	AE 2369 A9	—
40	62	11	AE 2388 A6	AD 2388 J1
42	65	12	AE 2507 A2	AD 2507 K1
45	62	9	AE 2651 A8	—
45	68	12	AE 2668 H0	—
48	70	12	AE 2791 A2	—
50	72	12	AE 2864 A9	—
52	70	9	AE 2959 E0	—
52	75	12	AE 2967 A2	—
55	72	9	AE 3040 A7	—
55	78	12	AE 3055 A9	AD 3055 J2
57	77	12	AE 3106 E2	—
60	82	12	AE 3222 A2	—
65	88	12	AE 3400 A7	AD 3400 J2
65	90	13	AE 3409 A6	AD 3409 G1
70	88	12	—	AD 3505 J1
70	92	12	AE 3519 A7	—
70	95	13	AE 3527 A9	AD 3527 G4
75	100	13	AE 3618 A2	AD 3618 G2
80	100	12	AE 3733 G1	—
80	105	13	AE 3744 A7	AD 3744 F3

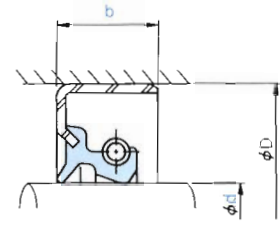
TC Type, TB Type

Material Silicone (VMQ)

● The sectional view on the right shows the typical profile of the seal type.



TC type



TB type

Dimensions			Part Number	Part Number
Shaft diameter d	Outside diameter D	Width b		
85	110	13	AE 3842 F0	AD 3842 G2
90	115	13	AE 3932 S1	AD 3932 G2
95	120	13	AE 3994 F1	—
100	125	13	AE 4063 J0	AD 4063 A9
105	135	14	AE 4153 H2	AD 4153 A4
110	140	14	—	AD 4212 L0
115	145	14	—	AD 4282 G2
120	150	14	—	AD 4346 A2
125	155	14	AE 4399 I0	AD 4399 A2
130	160	14	AE 4451 H1	AD 4451 A4
135	165	14	—	AD 4498 G5
140	170	14	—	AD 4542 A2
145	175	14	AE 4581 G0	AD 4581 A2
150	180	14	—	AD 4624 A8

NOK Standard Oil Seals

TC_{Type}, TB_{Type}

Fluorocarbon rubber (FKM) oil seal



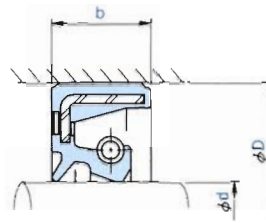
- When ordering, please indicate the NOK part number and the relevant dimensions.
- Check the Guide to Allowable Operating Conditions on pages E-6 and E-7 for relevant information on the seal selected before use.

Lip Material	NOK F585
--------------	----------

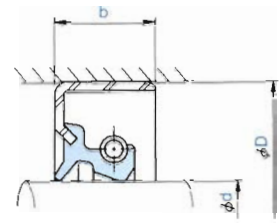
TC Type, TB Type

Material Fluorocarbon (FKM)

● The sectional view on the right shows the typical profile of the seal type.



TC type



TB type

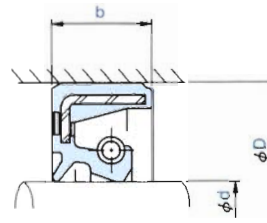
Shaft diameter d	Dimensions		Part Number	Part Number
	Outside diameter D	Width b		
8	22	7	AE 0158 F2	AD 0158 A3
10	25	7	—	AD 0279 A3
12	25	7	AE 0382 K1	AD 0382 A3
14	28	7	AE 0526 F0	AD 0526 A4
15	30	7	—	AD 0598 A3
16	30	7	—	AD 0687 A3
17	35	8	AE 0760 F0	AD 0760 A3
19	35	8	—	AD 0875 A3
20	35	8	AE 1013 F2	AD 1013 A3
20	40	11	—	AD 1033 A3
22	42	11	—	AD 1148 A4
24	40	8	—	AD 1260 A3
25	40	8	AE 1314 J1	AD 1314 A3
25	45	11	AE 1338 G2	AD 1338 A3
28	48	11	—	AD 1563 A6
30	45	8	—	AD 1679 A3
30	50	11	AE 1709 J2	AD 1709 A3
32	52	11	—	AD 1904 A3
35	50	8	—	AD 2057 A5
35	55	11	AE 2085 K4	AD 2085 A3
38	58	11	—	AD 2240 A3
40	55	8	—	AD 2359 H1
40	58	8	—	AD 2369 A5
40	62	11	—	AD 2388 F3
42	65	12	—	AD 2507 A3
45	62	9	AE 2651 F4	AD 2651 A3
45	68	12	—	AD 2668 A4
48	70	12	—	AD 2791 A3
50	68	9	—	AD 2847 A6
50	72	12	AE 2864 J1	AD 2864 A3
52	75	12	—	AD 2967 A3
55	72	9	—	AD 3040 A6
55	78	12	AE 3055 E2	AD 3055 A3
58	80	12	—	AD 3154 A3
60	78	9	AE 3204 G2	—
60	82	12	AE 3222 G0	AD 3222 A3
65	88	12	AE 3400 F1	AD 3400 A3
65	90	13	AE 3409 F4	AD 3409 A5
68	95	13	AE 3463 E0	—
70	88	12	AE 3505 G3	—

TC Type, TB Type

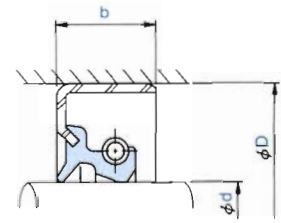
H

Material Fluorocarbon (FKM)

●The sectional view on the right shows the typical profile of the seal type.



TC type



TB type

Dimensions			Part Number	Part Number
Shaft diameter d	Outside diameter D	Width b		
70	92	12	AE 3519 M3	AD 3519 A3
70	95	13	—	AD 3527 A3
75	100	13	AE 3618 F3	AD 3618 A5
80	105	13	—	AD 3744 A3
85	110	13	—	AD 3842 A3
90	115	13	AE 3932 A6	AD 3932 H0
95	120	13	—	AD 3994 A3
100	125	13	AE 4063 I0	AD 4063 A4
100	135	15	AE 4079 F1	—
105	135	14	—	AD 4153 A5
110	140	14	—	AD 4212 A3
115	145	14	—	AD 4282 A3
120	150	14	—	AD 4346 A9
125	155	14	—	AD 4399 E1
130	160	14	—	AD 4451 A3
135	165	14	—	AD 4498 A6
140	170	14	—	AD 4542 A3
145	175	14	—	AD 4581 F0
150	180	14	—	AD 4624 A3
160	190	16	—	AD 4713 A9
170	200	16	—	AD 4795 A3
180	210	16	—	AD 4898 A3
190	225	16	—	AD 4983 A4
200	240	20	—	AD 5068 A3
210	250	20	—	AD 5140 A3
220	260	22	—	AD 5216 A5
230	260	20	—	AD 5283 E0
240	280	19	—	AD 5351 A3
250	310	25	—	AD 5412 A3
260	320	25	—	AD 5471 A3
280	340	28	—	AD 5572 A3
290	350	25	—	AD 5597 A3
300	360	25	—	AD 5640 A7